



# THE WATER TRUST

ANNUAL REPORT  
APRIL 1, 2013 TO MARCH 31, 2014

## LETTER FROM THE EXECUTIVE DIRECTOR

---

Dear Friends,

With great excitement, I look back on The Water Trust's past 12 months. Thanks to your generosity and trust in our work, we provided clean water, improved sanitation and hygiene knowledge to twelve thousand people in villages of rural East Africa.

As I look back, I see the first time that we independently ran a successful, impactful organization. I see The Water Trust community development officers training water user committees to manage their water points over time, while our technical team evaluated the feasibility of boreholes in geologies that are not suitable for hand dug wells with the support of our management to scope out new office locations. I see our senior team leads evaluating organizational shifts to improve our efficiency and promote effective management of multiple offices in challenging and uncertain environments. I remember promises to safely wash and care for themselves and their families from young women like Rita who must travel over 4 hours every day, leaving before dawn to arrive at the market at 8 and sit in a line of wom-

en selling fish to provide for her mother and brothers and sisters – 2 of whom are HIV+.

With your support we are able to fight for women like Rita. Your generosity allowed our team to implement the following projects in rural East Africa over the past year:

- 42 village partnerships (41 hand dug wells and 1 borehole) with complementary sanitation and hygiene trainings
- 3 projects for access to improved water points (2 boreholes and 1 rain water harvesting system) in schools and trained school health clubs
- 2 projects that built improved latrines in schools and trained school health clubs
- 2 water awareness programs in US schools

---

As we look into the future, we see targets that will be met on time and under budget with an uncompromising commitment to high performance. With consistency and the reality on the ground – women like Rita living in the realities that they do – we are forced to challenge ourselves to grow. However, we stay committed to smart growth, to growth that defines itself based on our past performance, our strengths and weaknesses and the need on the ground.

During the past year, we asked ourselves where do we excel and where can we improve. We listened to community members in the villages where we work, schoolteachers in local schools, government officials, our field team, donors, our Board of Directors and Advisors and partner organizations that share similar missions. We asked the hard questions to truly define our future in a way that will leverage our strengths and opportunities to create the highest impact for those in need.

In the coming year, we will use these indispensable insights to make strategic decisions regarding the direction of our growth. We will outline our next projects with expanding regions, advanced tech-

nologies and innovative strategies. We will undoubtedly make mistakes. As we learn from these mistakes, we will rely on our strong foundation to recalibrate and move forward, better and stronger.

This past November I traveled to Uganda and I met Lynet, a 17-year-old girl in primary school. As we drove up to the school, Lynet's smile spanned ear to ear. I asked her how she was and she responded proudly, "I am waiting and I am happy to see you. The Water Trust came to my village 2 years ago and brought water and now you come to my school and I know that we will be able to study harder, because you are here and we will have water." It is with this pride and determination that we push forward to realizing the human right to clean water and proper sanitation.

With Gratitude,



Sarah Mendelsohn  
Executive Director  
The Water Trust

## GLOBAL UPDATE

---

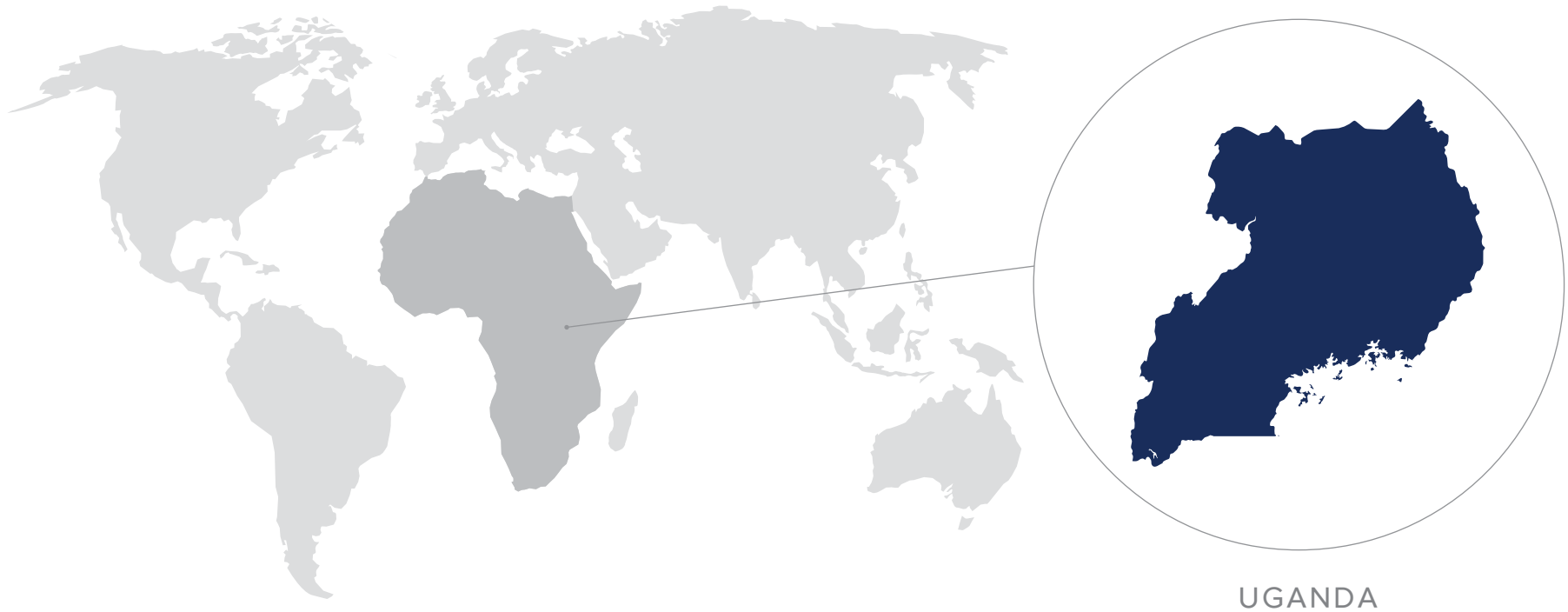
As we near the Millennium Development Goals deadline of 2015, we celebrate our progress and learn from our challenges. Since 1990, over a quarter of the world's population gained access to improved sanitation and over 100 countries met the millenium development goal of access to improved drinking water. However, 1 in 9 people still lack access to safe water and over 2.5 billion (1 in 3) lack access to improved sanitation.<sup>1</sup>

We look to the Sustainable Development Goals and the UN's recognition of the human right to water and sanitation to set improved targets toward universal access to safe water and improved sanitation.

On the continent of Africa, 350 million people lack access to clean, safe water. In Uganda, our current geographic focus, only 64% of rural households and 72% of urban households have access to clean water.<sup>2</sup>

1. World Health Organization and UNICEF Joint Monitoring Programme (JMP). (2014). Progress on Drinking Water and Sanitation, 2014 Update.

2. Government of Uganda Ministry of Water and Environment (2013). Water and Environment Sector Performance Report 2013.



- Every 60 seconds a child dies of water related diseases.
- More people have a mobile phone than a toilet.
- In Sub-Saharan Africa, an estimated 4.3% of GDP is lost annually due to a lack of adequate water and sanitation supplies.<sup>3</sup>

3. World Health Organization. (2012). Global costs and benefits of drinking-water supply and sanitation interventions to reach the MDG target and universal coverage.





## ENABLING

---

We are on the ground providing communities with the required skills and knowledge.

Our ground team in the regions where we work collaborates with local communities, villages and governments to identify needs and implement unique community driven projects. We employ a local team who truly understands the communities where we work. We rely on and build the capacity of local governance and institutions to manage these projects for generations to come. We train local communities to operate and maintain water

and sanitation solutions. We work in schools by implementing local drama and dance shows to engage and teach students the importance of clean, healthy behaviors. We believe these empowered kids bring the message back to their villages and become agents of change.

- We train water user committees to manage the water point in their village.
- We train local hand pump mechanics on maintenance and repair.
- We train school health clubs on the importance of proper sanitation and hygiene behaviors.
- We share best practices amongst communities in our village knowledge sharing projects.







## TRANSPARENT

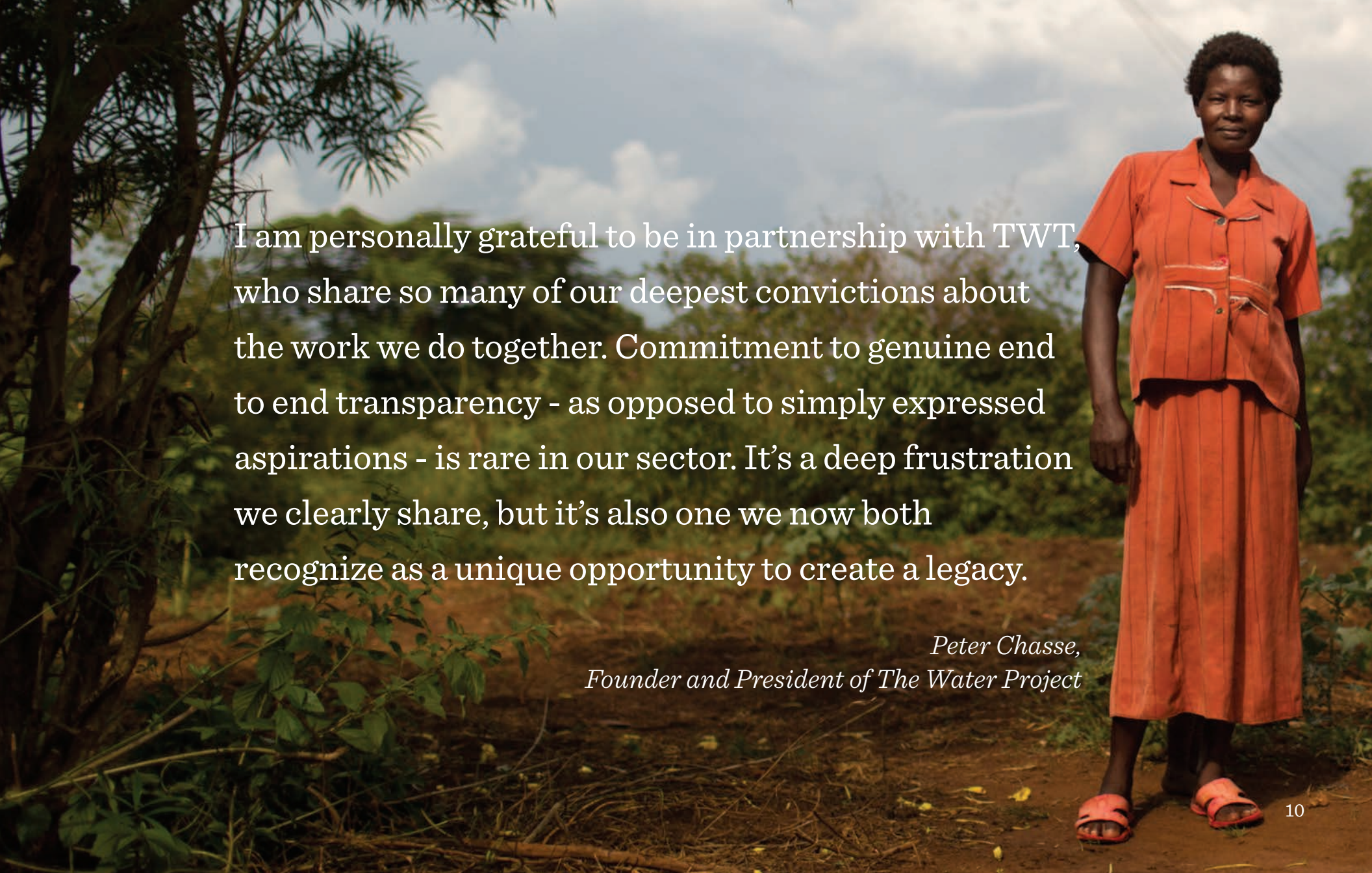
---

### We clearly and openly demonstrate measurable outputs linked to contributions.

From the start, our leadership believed in a clear transition between input and output. This level of transparency bleeds through us today. Every donation – big or small – has an option to be linked directly to a field project or to help us grow.

Once communities work their way through our pipeline by contributing the required materials and raising capital to co-finance the projects, we create a page on our site to link donations directly to a specific village or school and report on the progress.

- We measure the performance of our projects and share the results, regardless of the outcomes.
- We demand documentation of our water services and share it with the world.
- If water quality is sub optimal, we share these results with the community and work together to improve the situation.
- We share our baseline and post implementation measurements with local government officials to improve their understanding and data availability.

A woman with short dark hair, wearing a bright orange short-sleeved top and a matching long skirt, stands in a rural, outdoor setting. She is wearing orange sandals. The background shows a dirt path, green foliage, and a blue sky with light clouds. The text is overlaid on the left side of the image.

I am personally grateful to be in partnership with TWT, who share so many of our deepest convictions about the work we do together. Commitment to genuine end to end transparency - as opposed to simply expressed aspirations - is rare in our sector. It's a deep frustration we clearly share, but it's also one we now both recognize as a unique opportunity to create a legacy.

*Peter Chasse,  
Founder and President of The Water Project*

## LASTING

---

### We are creating long term benefits for the communities we work with.

Our goal is to put ourselves out of a job. In order to do this we prioritize building the capacity of local institutions to ultimately take long-term ownership over their water and sanitation needs. We know this is not a small challenge. We are constantly looking to learn from our successes and failures and to share our best practices. We monitor our projects over a seven-year period. Following this, we transition the responsibility of

the management over to local institutional forces. In anticipation of this transition we are always looking for new institutional forces willing and capable of this responsibility. One example is our work with the government and local micro-credit institutions to elect and train a water entrepreneur to manage water points and create an income-generating business in the process.





Before The Water Trust construct safe water, they start with a baseline, which the district is not able to do. So they help us a lot in generating data for the district. And you know you can't plan when you don't know the number of people who you are planning for.

*Dennis Adar Ogwang Sub-county Chief,  
Kigumba, Kiryandongo District.*

## EVIDENCE-BASED DECISION MAKING

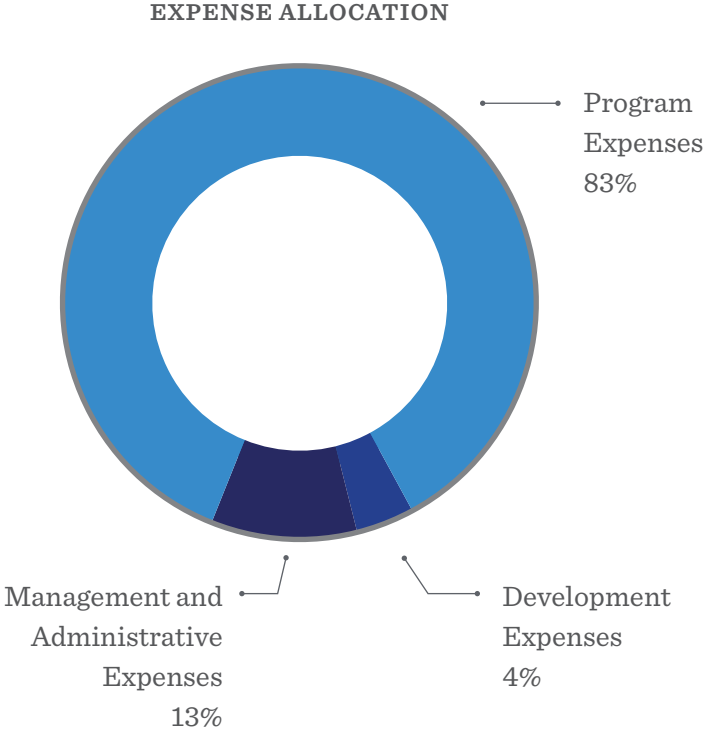
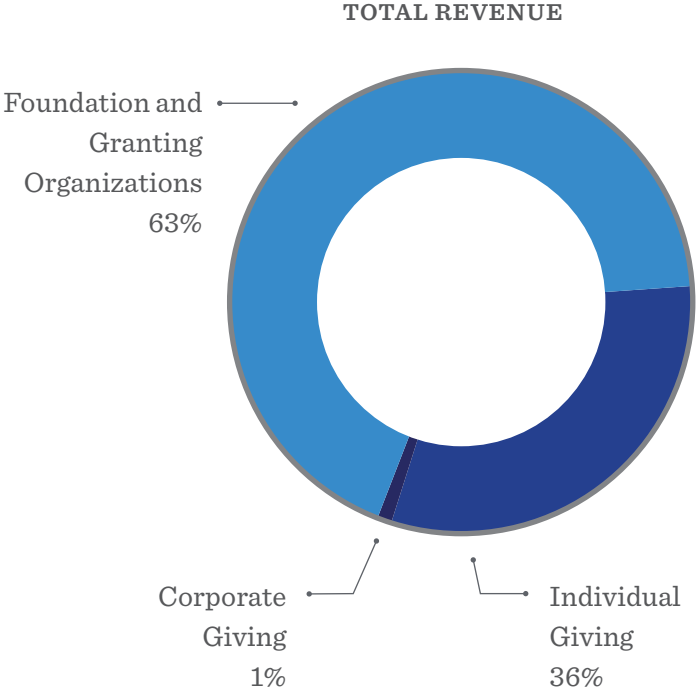
---

We quantify our performance by using hard data and make decisions accordingly.

From our roots in the business world, we know that we can't be everything to everyone. We measure what we do and use this data to understand our strengths and leverage them to fill the weaknesses on the ground. We also know that decisions are best made when based on past performance.

We are constantly measuring what we do – over our seven-year project cycle – and using this data to make decisions about future performance. We also partner with prestigious universities and our international board of advisors to benefit from their rigour and expertise.

APRIL 1, 2013 TO MARCH 31, 2014







## FINANCIAL REPORT

---

### Revenue

Contributions from Foundations and Granting Organizations	\$337,441
Contributions from Corporations	\$6,100
Contributions from Individuals	\$189,855

---

Total Contributions	\$533,396
---------------------	-----------

---

### Expenses

Program Expenses	\$383,531
Development Expenses	\$16,634
Management Expenses	\$62,449

---

Total Expenses	\$462,614
----------------	-----------

---

Change in Net Assets	\$71,966
----------------------	----------

Net Assets at close of FY	\$227,732
---------------------------	-----------





**THE  
WATER  
TRUST**

[watertrust.org](http://watertrust.org) | [info@watertrust.org](mailto:info@watertrust.org)